

BELAIR

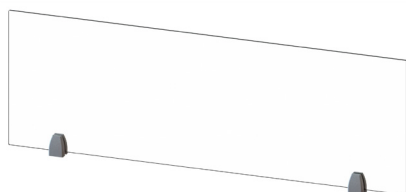
ACRYLIC
BARRIERS

2020

BRACKETED BARRIERS

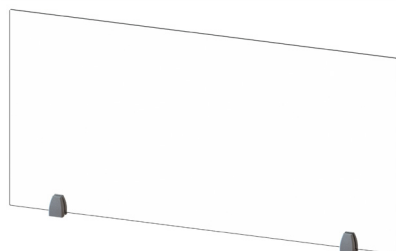
For clients who want fixed placement of their barriers that will not move when touched

16" High




code	h	w	d	feet	list
VC1624A	16	24	1 1/2	2	\$ 132
VC1630A	16	30	1 1/2	2	\$ 155
VC1636A	16	36	1 1/2	2	\$ 179
VC1648A	16	48	1 1/2	2	\$ 227
VC1660A	16	60	1 1/2	3	\$ 292
VC1666A	16	66	1 1/2	3	\$ 316
VC1672A	16	72	1 1/2	3	\$ 340
VC1684A	16	84	1 1/2	3	\$ 388
VC1696A	16	96	1 1/2	4	\$ 453

24" High



code	h	w	d	feet	list
VC2424A	24	24	1 1/2	2	\$ 183
VC2430A	24	30	1 1/2	2	\$ 219
VC2436A	24	36	1 1/2	2	\$ 256
VC2448A	24	48	1 1/2	2	\$ 329
VC2460A	24	60	1 1/2	3	\$ 420
VC2466A	24	66	1 1/2	3	\$ 457
VC2472A	24	72	1 1/2	3	\$ 494
VC2484A	24	84	1 1/2	3	\$ 567
VC2496A	24	96	1 1/2	4	\$ 658

32" High

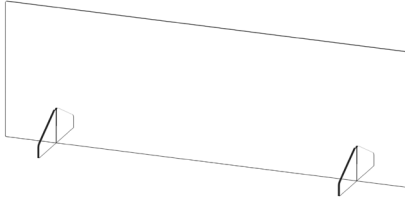


code	h	w	d	feet	list
VC3224A	32	24	1 1/2	2	\$ 231
VC3230A	32	30	1 1/2	2	\$ 280
VC3236A	32	36	1 1/2	2	\$ 328
VC3248A	32	48	1 1/2	2	\$ 426
VC3260A	32	60	1 1/2	3	\$ 541
VC3266A	32	66	1 1/2	3	\$ 590
VC3272A	32	72	1 1/2	3	\$ 638
VC3284A	32	84	1 1/2	3	\$ 736
VC3296A	32	96	1 1/2	4	\$ 851

FREESTANDING BARRIERS

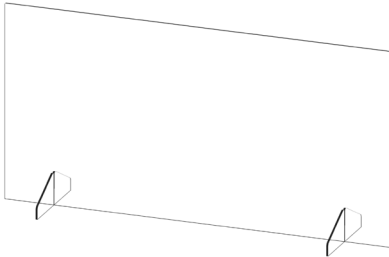
For clients who want flexibility in placement, and do not want to damage their surface with tape or screws

16" High



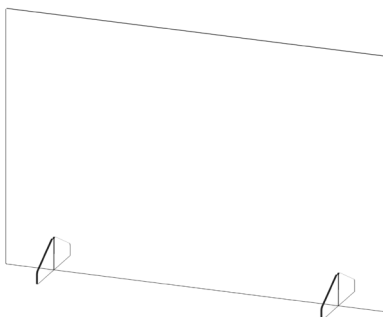
code	h	w	d	feet	list
VC1624F	16	24	11	2	\$ 132
VC1630F	16	30	11	2	\$ 155
VC1636F	16	36	11	2	\$ 179
VC1648F	16	48	11	2	\$ 227
VC1660F	16	60	11	3	\$ 292
VC1666F	16	66	11	3	\$ 316
VC1672F	16	72	11	3	\$ 340
VC1684F	16	84	11	3	\$ 388
VC1696F	16	96	11	4	\$ 453

24" High



code	h	w	d	feet	list
VC2424F	24	24	11	2	\$ 183
VC2430F	24	30	11	2	\$ 219
VC2436F	24	36	11	2	\$ 256
VC2448F	24	48	11	2	\$ 329
VC2460F	24	60	11	3	\$ 420
VC2466F	24	66	11	3	\$ 457
VC2472F	24	72	11	3	\$ 494
VC2484F	24	84	11	3	\$ 567
VC2496F	24	96	11	4	\$ 658

32" High



code	h	w	d	feet	list
VC3224F	32	24	11	2	\$ 231
VC3230F	32	30	11	2	\$ 280
VC3236F	32	36	11	2	\$ 328
VC3248F	32	48	11	2	\$ 426
VC3260F	32	60	11	3	\$ 541
VC3266F	32	66	11	3	\$ 590
VC3272F	32	72	11	3	\$ 638
VC3284F	32	84	11	3	\$ 736
VC3296F	32	96	11	4	\$ 851

ADDING PASS THROUGHS

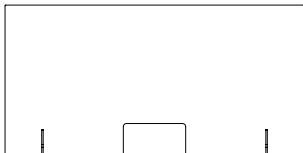
Belair's standard cutout size is 5"H x 10"W

No additional charge for adding standard pass through cutouts as shown below

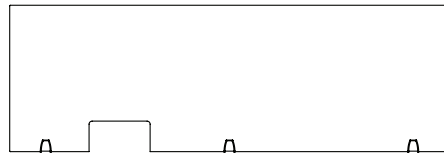
Depending on the size panel, some pass through locations will be off center (per specs below).

To add a pass through cutout, simply add "-CU" to the end of your code.

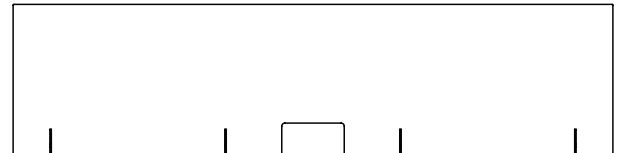
24 - 48" Panels
Two feet
Centered cutout



49" - 84" Panels
Three feet
Off-center cutout



85" - 96" Panels
Four feet
Centered cutout



CUSTOMIZATION

For unique needs and customization of these products, please contact our Customer Service team for a quotation.

customerservice@belaiop.ca

For simple pass through cutouts, add \$37 List to your order and specify the size and location. Take into account the location of feet, as sizes requiring 3 feet can not have a center cutout without additional support on each side.

If an item requiring customization is deemed to be more complex than a simple cutout (straight/squared cuts), Belair reserves the right to adjust pricing depending on complexity.

FINISHES

The finishes on the bracket for the barriers will vary depending on Belair's supply.

Available finishes include White, Silver, and Grey, please check with Customer Service for supply.